

BEHR 

COLLECTION

EXTERIOR

BEHR 
PREMIUM PLUS
LIFETIME GUARANTEE*

BEHR 
PREMIUM PLUS
ULTRA™
LIFETIME GUARANTEE*



A REFLECTION OF WHO YOU ARE

IN THIS AGE OF COLOR, YOUR HOME CAN BE QUIETLY RADIANT ON THE OUTSIDE AS WELL AS THE INSIDE, REFLECTING ITS NEIGHBORHOOD AND SETTING, AND GREETING YOU EVERY DAY WITH A SUBTLE BUT PLEASING REMINDER OF HOW YOU PERSONALLY VIEW THE WORLD.






Porch:
Body: Dappled Sunlight ECC-12-1^U
Trim: Cotton Ridge ECC-42-2^U

Exterior: (Cover)
Body: Sunbath ECC-50-1^M
Trim: Rustic Cream ECC-50-2^U
Accent: Chaparral ECC-43-3^D


YOUR HOME IS UNIQUE

When choosing colors for your home, it's important to consider areas that are already finished, and can't be readily changed. These palettes offer suggestions for working with existing brick, stone, roof and other permanent features of your home.






1 Body: Desert Plain ECC-21-1^U
2 Trim: Palisade ECC-21-2^M
3 Accent: Imperial Palm ECC-21-3^D
Feature: Natural Slate Wall



1 Body: Dappled Sunlight ECC-12-1^U
2 Trim: Meadow Glen ECC-12-2^M
3 Accent: Shadow Wood ECC-12-3^D



1 Body: Golden Haystack ECC-23-1^U
2 Trim: Heather Field ECC-23-2^M
3 Accent: Blackbird ECC-23-3^D



Body: Desert Plain ECC-21-1^U
Trim: Palisade ECC-21-2^M
Accent: Imperial Palm ECC-21-3^D



1 Body: Barley Field ECC-44-1^U
2 Trim: Moon Valley ECC-44-2^U
3 Accent: Osprey ECC-44-3^D



1 Body: Nevada Sand ECC-52-1^U
2 Trim: Aristocrat Ivory ECC-52-2^U
3 Accent: Hillside View ECC-52-3^D



1 Body: Mown Hay ECC-53-1^U
2 Trim: Wild Rye ECC-53-2^M
3 Accent: Outer Space[†] ECC-53-3^D




1 Body: New Khaki ECC-54-1^M
2 Trim: Country Lake ECC-54-2^D
3 Accent: Wild Stallion ECC-54-3^D
Feature: Wood Shingles



1 Body: Coral Bay ECC-60-1^U
2 Trim: Summerhouse ECC-60-2^U
3 Accent: Pool Tide ECC-60-3^D



1 Body: Canewood ECC-40-1^M
2 Trim: Southwestern Sand ECC-40-2^U
3 Accent: Seasoned Acorn ECC-40-3^D
Feature: Stone Driveway



1 Body: Fox Hill ECC-42-1^M
2 Trim: Cotton Ridge ECC-42-2^U
3 Accent: Deep Cherrywood ECC-42-3^D




1 Body: Summer Bloom ECC-28-1^U
2 Trim: Dover Cliffs ECC-28-2^U
3 Accent: Charred Hickory ECC-28-3^D



1 Body: Arbor Hollow ECC-37-1^U
2 Trim: Grand Heron ECC-37-2^U
3 Accent: Freshwater Marsh ECC-37-3^D




1 Body: Aruba Aqua ECC-65-1^U
2 Trim: Mineral Spring ECC-65-2^U
3 Accent: Teal Wave ECC-65-3^M



Body: Pale Sagebrush ECC-38-1^U
Trim: Icy Tundra ECC-38-2^U



1 Body: Pale Sagebrush ECC-38-1^U
2 Trim: Icy Tundra ECC-38-2^U
3 Accent: Sea Fern ECC-38-3^D



1 Body: Antigua Sunrise ECC-49-1^U
 2 Trim: Historic Cream ECC-49-2^U
 3 Accent: Forest Moss ECC-49-3^D



1 Body: Sunbath ECC-50-1^M
 2 Trim: Rustic Cream ECC-50-2^U
 3 Accent: Brick Path ECC-50-3^D
 Feature: Sandstone Path




1 Body: Canoe ECC-13-1^M
 2 Trim: Quiet Shore ECC-13-2^U
 3 Accent: Flowing River ECC-13-3^D



1 Body: Amber Leaf ECC-24-1^D
 2 Trim: Eastern Wind ECC-24-2^U
 3 Accent: Autumn Hills ECC-24-3^D
 Feature: Terra Cotta Roof Tiles



1 Body: Canyon View ECC-20-1^M
 2 Trim: Ranch Acres ECC-20-2^U
 3 Accent: Hickory Grove ECC-20-3^D

1 Body: Mission Stone ECC-55-1^U
 2 Trim: Adobe White ECC-55-2^U
 3 Accent: Olive Sprig ECC-55-3^D



1 Body: Beach Cabana ECC-56-1^M
 2 Trim: White Feather ECC-56-2^U
 3 Accent: Lake View ECC-56-3^M




1 Body: Desert Dusk ECC-61-1^M
 2 Trim: Stonewashed Pink ECC-61-2^U
 3 Accent: Evening Fog ECC-61-3^M



1 Body: Silver Clouds ECC-35-1^M
 2 Trim: Quartz Stone ECC-35-2^U
 3 Accent: Thunder Bay ECC-35-3^D



1 Body: Pacific Mist ECC-34-1^U
 2 Trim: Boulder Creek ECC-34-2^M
 3 Accent: Terra Cotta Sun ECC-34-3^D
 Feature: Charcoal Composite Roof



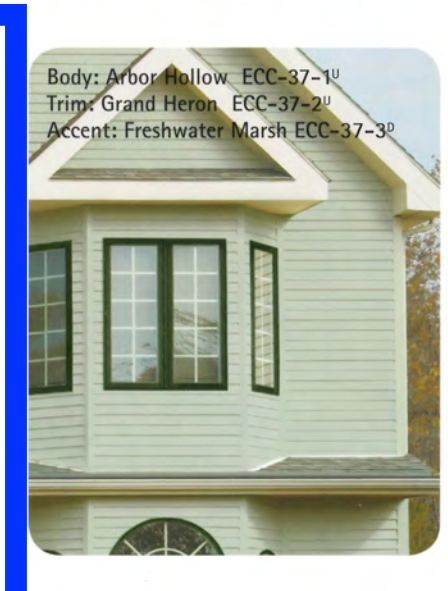

1 Body: Pelican Bay ECC-30-1^M
 2 Trim: ULTRA PURE WHITE®
 3 Accent: Night Tide ECC-30-3^D



1 Body: Scenic Path ECC-14-1^U
 2 Trim: Great Frontier ECC-14-2^D
 3 Accent: Otter Creek ECC-14-3^D
 Feature: Brick Path



1 Body: Quail Ridge ECC-18-1^M
 2 Trim: Pebbled Shore ECC-18-2^U
 3 Accent: Blooming Wisteria ECC-18-3^D

1 Body: Sierra Madre ECC-46-1^M
 2 Trim: Eagle Ridge ECC-46-2^D
 3 Accent: Red Hawk† ECC-46-3^D




1 Body: Cottage Walk ECC-17-1^D
2 Trim: Dry Creek ECC-17-2^U
3 Accent: Napa Harvest ECC-17-3^D



1 Body: Rocky Ridge ECC-25-1^D
2 Trim: Echo Valley ECC-25-2^U
3 Accent: Obsidian Stone ECC-25-3^D



1 Body: Lost Summit ECC-15-1^D
2 Trim: Light Sandstone ECC-15-2^U
3 Accent: Cherry Bark† ECC-15-3^D



Body: Summer Bloom ECC-28-1^U
Trim: Dover Cliffs ECC-28-2^U
Accent: Charred Hickory ECC-28-3^D



1 Body: California Stucco ECC-57-1^M
2 Trim: Shady White ECC-57-2^U
3 Accent: Always Indigo ECC-57-3^D




1 Body: Deer Run ECC-45-1^M
2 Trim: Canyon Cliffs ECC-45-2^U
3 Accent: Conifer ECC-45-3^D
Feature: Natural Sandstone Wall



1 Body: Farmyard ECC-58-1^D
2 Trim: Earthly White ECC-58-2^U
3 Accent: Unreal Teal ECC-58-3^D



1 Body: Antique Chest ECC-59-1^D
2 Trim: Siesta Tan ECC-59-2^U
3 Accent: New Roof ECC-59-3^D



Body: Silver Clouds ECC-35-1^M
Trim: Thunder Bay ECC-35-3^D
Accent: Quartz Stone ECC-35-2^U




1 Body: Urban Gray ECC-62-1^U
2 Trim: Cityscape ECC-62-2^D
3 Accent: Volcanic ECC-62-3^M



1 Body: Cedar Grove ECC-26-1^D
2 Trim: Nature Trail ECC-26-2^U
3 Accent: Cactus Hill ECC-26-3^M



1 Body: Red Pines† ECC-27-1^D
2 Trim: Stone Mill ECC-27-2^M
3 Accent: Evening Canyon ECC-27-3^D



1 Body: Shady Willow ECC-36-1^M
2 Trim: Nesting Dove ECC-36-2^U
3 Accent: Red Bluff ECC-36-3^D



1 Body: Mountain Shade ECC-47-1^M
2 Trim: Elk Horn ECC-47-2^U
3 Accent: Twilight Forest ECC-47-3^D
Feature: New Brick Wall



1 Body: Iron Wood ECC-33-1^M
2 Trim: Silver Sands ECC-33-2^U
3 Accent: Dark Sea ECC-33-3^D



1 Body: Windy Seas ECC-31-1^D
2 Trim: Echo Mist ECC-31-2^U
3 Accent: Autumn Leaves ECC-31-3^D



BEHR® offers a complete family of exterior paints, for every application and price range, all backed by a lifetime guarantee*. Choose from our trusted BEHR PREMIUM PLUS® brand, a great product at an excellent value. Or try high-performance BEHR PREMIUM PLUS ULTRA™, an exterior paint and primer in one. ENGINEERED TO ENDURE™, developed using our revolutionary NANOGUARD® technology.



PAINT THAT PERFORMS

- Ultimate Exterior Durability
- Improved Hiding for Greater Coverage
- Tough Surface for All Climatic Conditions
- Mildew Resistant Finish
- 100% Acrylic Latex
- Computer Match or Choose from 2000+ BEHR® Colors



In Flat, Satin Enamel, Semi-Gloss Enamel & Hi-Gloss Enamel Sheens

STAYS LOOKING NEW LONGER™

- Formulated Using Advanced NANOGUARD® Technology
- Paint & Primer In One
- Superior Adhesion with Great Hide & Coverage
- Protection from Severe Weather
- Stain & Dirt Resistant
- Computer Match or Choose from 2000+ BEHR® Colors



In Flat, Satin Enamel & Semi-Gloss Enamel Sheens

BEHR® PROJECT CENTER

SHEENS

Which sheen do I choose?



Flat

Satin Enamel

Semi-Gloss Enamel

Hi-Gloss Enamel

Porch & Floor Paint

MAIN BODY					
Wood Siding	Flat	Satin Enamel	Semi-Gloss Enamel	Hi-Gloss Enamel	Porch & Floor Paint
Vinyl / Aluminum	Flat	Satin Enamel	Semi-Gloss Enamel	Hi-Gloss Enamel	Porch & Floor Paint
Brick, Masonry, & Stucco	Flat	Satin Enamel	Semi-Gloss Enamel	Hi-Gloss Enamel	Porch & Floor Paint
ACCENT AND TRIM					
Doors / Windows	Flat	Satin Enamel	Semi-Gloss Enamel	Hi-Gloss Enamel	Porch & Floor Paint
Trim	Flat	Satin Enamel	Semi-Gloss Enamel	Hi-Gloss Enamel	Porch & Floor Paint
Shutters	Flat	Satin Enamel	Semi-Gloss Enamel	Hi-Gloss Enamel	Porch & Floor Paint
SURROUNDING FEATURES					
Fences	Flat	Satin Enamel	Semi-Gloss Enamel	Hi-Gloss Enamel	Porch & Floor Paint
Garage Doors	Flat	Satin Enamel	Semi-Gloss Enamel	Hi-Gloss Enamel	Porch & Floor Paint
Outdoor Furniture	Flat	Satin Enamel	Semi-Gloss Enamel	Hi-Gloss Enamel	Porch & Floor Paint
Porches, Floors, & Decks	Flat	Satin Enamel	Semi-Gloss Enamel	Hi-Gloss Enamel	Porch & Floor Paint

PRIMERS

Using the appropriate BEHR PREMIUM PLUS® Primer will give you a better-looking, longer-lasting finish. BEHR PREMIUM PLUS ULTRA™ is a paint and primer in one.



BEHR PREMIUM PLUS® Exterior Water-Based Primer & Sealer No. 436
100% acrylic latex for use on exterior wood, hardboard, masonry, stucco, brick, trim, shakes, shingles, fences, galvanized metal, vinyl and aluminum siding. Fast drying, excellent stain blocking and sealing.

BEHR PREMIUM PLUS® Interior/Exterior Oil-Based Primer & Sealer No. 434
On exteriors, use under any sheen topcoat for sealing bare wood surfaces on trim, windows and doors, and also for ferrous metals.

Use BEHR PREMIUM PLUS ULTRA™ as a primer for repaired or uncoated surfaces, including woods that contain tannins, and heavily stained areas. Lock in stains with the first primer coat; if necessary, apply a second primer coat of BEHR PREMIUM PLUS ULTRA™. For drastic color changes, use a primer coat of BEHR PREMIUM PLUS ULTRA™. For optimal color development in deep colors denoted with a dagger (!) on the color chip, apply a custom tinted primer coat of BEHR PREMIUM PLUS ULTRA™. Primer coat will provide hide and reduce the number of topcoats required.

* Please see label instructions for complete warranty information.

CHOOSING THE RIGHT COLORS FOR YOUR HOME

Even if you've owned your home for years, step back and look at it as though you've never seen it before. (Taking photos and talking to friends or neighbors can help.) Ask yourself: What exterior features do you enjoy, and want to emphasize? What would you like to minimize? Are there obvious color clues in the setting (woods vs. a desert vista, for example), or neighborhood (urban street vs. coastal town)?

Getting Started. First, find a body color you like—in an autumn leaf, some fabric, or a picture from a book. You can get a custom computer color match to your sample at the paint desk. You can also explore colors at the COLORSMART BY BEHR™ kiosk in-store, or online, or choose a BEHR® color from the Color Solution Center in any Home Depot.

Useful Design Tips. Think about the direction your home faces when selecting colors. (North light is cooler and bluer, south warmer; east picks up the rising sun, west the setting sun.) Light colors make a home look lighter, and bigger, and will change more with the light. Darker colors absorb light, subduing features, reducing apparent size and helping blend your home into its surroundings. Use bold tones to highlight your trim and accents. To soften architectural details, try subtle pastels, whites and earth tones. Pay particular attention to the entry door—use a contrasting color to make it stand out.



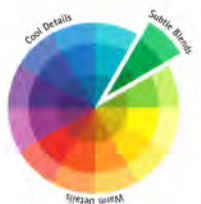
Visit **COLORSMART BY BEHR™** in-store or at www.behr.com to create beautifully coordinated color palettes and visualize your selections in a room setting. Also, look for detailed how-to project information, inspirational ideas and order **BEHR PREVIEW SAMPLES™** to preview your colors at home. (U.S. only)



HOW TO USE A COLOR WHEEL

Rule One: Family and neighbors are friends.
Most colors get along well with hues in the same family, or the next-door neighbors (for green, blue and yellow).

Rule Two: Opposites attract.
Colors naturally look good with the color on the opposite side of the color wheel, the complementary. (For green, that's red.) Warm colors always have cool complementaries, and vice versa.



Using Neutrals Neutrals range from very light to very dark. All are low intensity and go well with other colors. While white is a neutral, it has color—it may be warm (red or yellow-based) or cooler (blue-based).

BEHR® COLOR COMBINATIONS

For a complete selection of color samples, please refer to the **BEHR PREMIUM PLUS®** color center.

Subtle Blends gives you lighter and darker tones of the same color. This classic palette is simple to work with and comfortable to live with.

Warm Details is a complementary scheme with accent harmonies selected from the warmer side of the color wheel. This palette gives a subtle and sophisticated look.

Cool Details is a complementary scheme with harmonies from the cooler side of the color wheel. This palette gives you vibrant, crisp accents and exciting highlights.

HOME SERVICES LET THE PROS HANDLE YOUR PAINT PROJECT.
Call 1-800-HOME-DEPOT for a free, in-home consultation.



A Masco Company
©2008 Behr Process Corporation
3400 W. Segerstrom Avenue
Santa Ana, CA 92704 U.S.A.
www.behr.com



Available at:

C-BP-ECC/PP-ULTRA Item No. 50001540 03/09

To speak with a BEHR Certified Coatings Professional, call 1-800-854-0133 Ext. 2 (U.S.) or 1-800-661-1591 (Canada).